

molien®

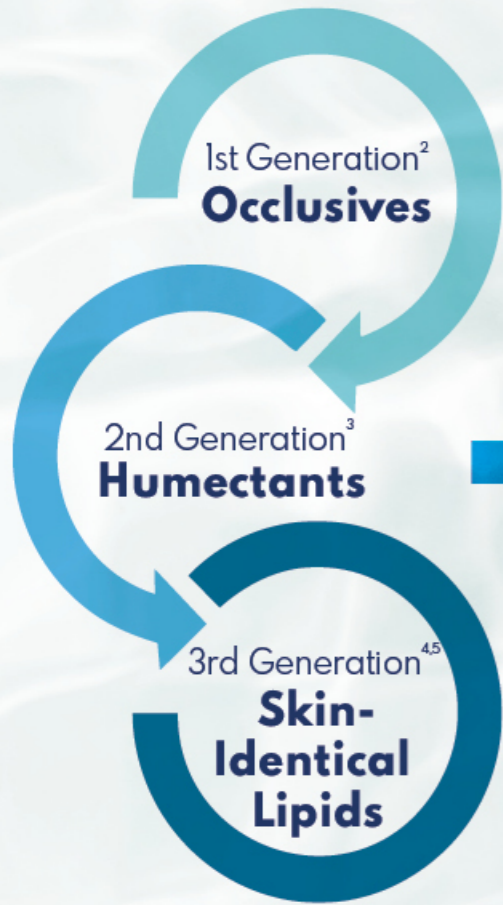
EMOLLIENT PLUS

Next Generation *Emollient!*



www.molien.com.tr

Evolution of Emollient Generations...¹



A New and Powerful Concept
in Moisturizing History

EMOLLIENT PLUS^{6,7,8}

Emollient Plus is a
Next-Generation Emollient

that integrates all clinical benefits
of previous generations, enriched
with specialized bio-active
ingredients.

3:1:1^{4,5}
SKIN-IDENTICAL LIPIDS

- 3** Ceramides (1,3,6 II)
- 1** Cholesterol
- 1** Free Fatty Acid



BIO-ACTIVE INGREDIENTS

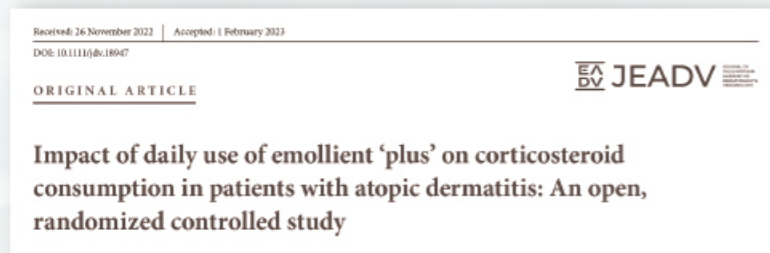
- Linoleic Acid
- Hyaluronic Acid
- Squalane
- Shea Butter
- Phytosphingosine
- Niacinamide

1. Galli E, Neri I, Ricci G, Baldo E, Barone M, Belloni Fortino A, et al. Consensus conference on clinical management of pediatric atopic dermatitis. *Italian Journal of Pediatrics*. 2016;42(1).
2. Chandan N, Rajkumar JR, Shi VY, Lio PA. A new era of moisturizers. *Journal of Cosmetic Dermatology*. 2021;20(8):2425-30.
3. Mawazi SM, Ann J, Othman N, Khan J, Alolayan SO, Althagfan SS, et al. A review of moisturizers: history, preparation, characterization and applications. *Cosmetics*. 2022;9(3):61.
4. Elias PM. Optimizing emollient therapy for skin barrier repair in atopic dermatitis. *Annals of Allergy, Asthma & Immunology*. 2022;128(5):505-11.

5. Elias PM, Wakefield JS, Man MQ. Moisturizers versus current and next-generation barrier repair therapy for the management of atopic dermatitis. *Skin Pharmacology and Physiology*. 2018;32(1):1-7.
6. Zelenkova H, Kerob D, Salah S, Demessant-Flavigny A-L. Impact of daily use of emollient 'plus' on corticosteroid consumption in patients with atopic dermatitis: An open, randomized controlled study. *Journal of the European Academy of Dermatology and Venereology*. 2023;37(55):27-34.
7. Wollenberg A, Barbarot S, Bieber T, et al. Consensus-based European Guidelines for treatment of atopic eczema (atopic dermatitis) in adults and children: Part I. *Journal of the European Academy of Dermatology and Venereology*. 2018;32(5):657-82.
8. Araviiskaia E, Pincelli C, Sparavigna A, Luger T. The role of a novel generation of emollients, 'emollients plus', in atopic dermatitis. *Clinical, Cosmetic and Investigational Dermatology*. 2022; Volume 15:2705-19.

Daily use of **EMOLLIENT PLUS** in Atopic Dermatitis Patients Reduces Corticosteroid Consumption By 31!¹

The study titled "**The Effect of Daily EMOLLIENT PLUS Use on Corticosteroid Consumption in Patients with Atopic Dermatitis,**" published in JEADV in 2023;



Study Design: Open-label, single-center, randomized controlled trial

Objective: To evaluate the benefits of **EMOLLIENT PLUS** in reducing corticosteroid consumption

Participants: 119 participants (aged 3-71) with mild-to-moderate AD and SCORAD values between 20-30

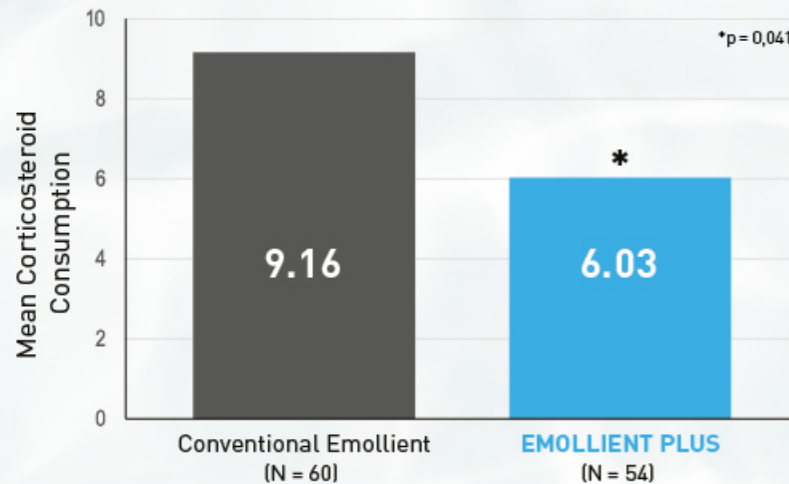
Study Duration: 28 days

Participants were randomized to either use **EMOLLIENT PLUS** twice daily or continue with their conventional emollient routine for 28 days.

The study was completed with 58 participants in the **EMOLLIENT PLUS** group and 61 participants in the conventional emollient group.

All participants were provided with 4 tubes of 30g topical corticosteroids (hydrocortisone 0.1%) to be used as needed and according to dermatologist prescription.

Amount of Corticosteroid Used



The mean corticosteroid consumption between baseline and day 28 was 31% lower in the **EMOLLIENT PLUS** group compared to the control group.

Conclusion:

In patients with mild-to-moderate AD receiving corticosteroid therapy, **adjuvant treatment with EMOLLIENT PLUS** significantly reduced corticosteroid consumption compared to routine emollient therapy.


(Ages 0-3)

molien[®]

EMOLLIENT PLUS

baby

Cleansing Gel



Skin-Identical Lipids
3:1:1
Ratio

STEP 1

Cleansing

BABY and KIDS
Dry and Atopic Skin



Hair



Face



Hand



Body

Ingredients

Ceramide 1 (Ceramide EOP)
Ceramide 3 (Ceramide NP)
Ceramide 6-II (Ceramide AP)
Cholesterol (Plant-Derived)
Free Fatty Acids

Squalane (Plant-Derived)
Shea Butter
Hyaluronic Acid
Linoleic Acid
Phytosphingosine
Bisabolol
Sodium PCA

Benefits

- Gently cleanses while repairing the skin barrier.
- Prevents the post-bath "tightness" sensation common in atopic skin, providing long-lasting hydration support.
- Ensures protection of skin functions while providing total body, face, and hair cleansing.
- Tear-free.

Suitable for Hand, Face, Hair and Body.



Tear-free

Cleansing Gel

300 ml





molien[®]
EMOLLIENT PLUS



Skin-Identical Lipids
3:1:1
Ratio

STEP 2
Moisturizing

BABY and KIDS
Dry and Atopic Skin

Ingredients

Ceramide 1 (Ceramide EOP)
Ceramide 3 (Ceramide NP)
Ceramide 6-II (Ceramide AP)
Cholesterol (Plant-Derived)
Free Fatty Acids

Squalane (Plant-Derived)
Shea Butter
Hyaluronic Acid
Linoleic Acid
Phytosphingosine
Bisabolol

Benefits

- Provides barrier repair therapy and strengthens the skin's natural barrier.¹²
- Relieves itching, redness, and sensitivity.³
- Protects the skin against environmental irritants.⁴⁵
- Leaves a smooth and silky skin texture.⁶⁷
- Provides long-term and deep hydration.⁶⁸

Suitable for Hand, Face, and Body.



Lotion
300 ml



1. Elias PM. Optimizing emollient therapy for skin barrier repair in atopic dermatitis. *Annals of Allergy, Asthma & Immunology*. 2022;128(5):505-11.
 2. Elias PM, Wakefield JS, Man MQ. Moisturizers versus current and next-generation barrier repair therapy for the management of atopic dermatitis. *Skin Pharmacology and Physiology*. 2018;32(1):1-7.
 3. Chandan N, Rajkumar JR, Shi VY, Luo PA. A new era of moisturizers. *Journal of Cosmetic Dermatology*. 2021;20(8):2425-30.
 4. Navarrete-Solis J, Castaneda-Cázares JP, Torres-Alvarez B, Oros-Ovalle C, Fuentes-Ahumada C, González FJ, et al. A double-blind, randomized clinical trial of niacinamide 4% versus hydroquinone 4% in the treatment of Melasma. *Dermatology Research and Practice*. 2011;2011:1-5.

5. Matts P, Oblong JE, Bissett DL. A review of the range of effects of niacinamide in human skin. *Int Fed Soc Cosmet Chem Mag* 5.4 (2002): 285-289.
 6. Makino ET, Huang PC, Emmerich T, Jiang LI, Mehta RC. Efficacy and tolerability of cosmetic serums enriched with five forms of hyaluronic acid as part of biweekly diamond tip microdermabrasion treatments for facial skin dryness and age-associated features. *Clinical, Cosmetic and Investigational Dermatology*. 2023; Volume 16:1123-34.
 7. Kim SK, Karadonmez F. Advances in food and nutrition research. Volume 65. Henry J. editor. San Diego, CA: Academic Press; 2012. 223-233.
 8. Ferratro MS, Sousa Lobo JM, Almeida IF. Sensitive skin: Active ingredients on the spotlight. *International Journal of Cosmetic Science*. 2021;44(1):56-73.

(Ages 3+)

new

molien[®]
CLEANSER PLUS

Skin-Identical Lipids
3:1:1
Ratio

Cleansing Gel

WHOLE FAMILY
For Dry and Atopic- Skin

Ingredients

Ceramide 1 (Ceramide EOP)
Ceramide 3 (Ceramide NP)
Ceramide 6-II (Ceramide AP)
Cholesterol (Plant-Derived)
Free Fatty Acids

Squalane (Plant-Derived)
Shea Butter
Hyaluronic Acid
Linoleic Acid
Phytosphingosine
Bisabolol
Sodium PCA

Benefits

- Gently cleanses while repairing the skin barrier.
- Prevents the post-bath "tightness" sensation common in atopic skin, providing long-lasting hydration support.
- Suitable for hand, face, hair, and body cleansing by preserving skin physiological functions.
- Suitable for Hair, Face, and Body.

Suitable for Hand, Face, Hair and Body.

STEP 1 Cleansing



Hand



Face



Hair



Body



Cleansing Gel

300 ml





molien[®]

EMOLLIENT PLUS

Cream



STEP 2

Moisturizing

WHOLE FAMILY

Dry and Atopic- Skin

Ingredients

Ceramide 1 (Ceramide EOP)
Ceramide 3 (Ceramide NP)
Ceramide 6-II (Ceramide AP)
Cholesterol (Plant-Derived)
Free Fatty Acids

Squalane (Plant-Derived)
Shea Butter
Hyaluronic Acid
Linoleic Acid
Phytosphingosine
Niasinamid

Benefits

- Provides barrier repair therapy and strengthens the skin's natural barrier.¹²
- Relieves itching, redness, and sensitivity.³
- Protects the skin against environmental irritants.⁴⁵
- Leaves a smooth and silky skin texture.⁶⁷
- Provides long-term and deep hydration.⁶⁸

Suitable for Hand, Face, and Body.



Cream
300 ml



Cream
75 ml



1. Elias PM. Optimizing emollient therapy for skin barrier repair in atopic dermatitis. *Annals of Allergy, Asthma & Immunology*. 2022;128(5):505-11.
2. Elias PM, Wakefield JS, Man MQ. Moisturizers versus current and next-generation barrier repair therapy for the management of atopic dermatitis. *Skin Pharmacology and Physiology*. 2018;32(1):1-7.
3. Chandan N, Rajkumar JR, Shi VY, Luo PA. A new era of moisturizers. *Journal of Cosmetic Dermatology*. 2021;20(8):2425-30.
4. Navarrete-Solis J, Castaneda-Cázares JP, Torres-Alvarez B, Oros-Ovalle C, Fuentes-Ahumada C, González FJ, et al. A double-blind, randomized clinical trial of niacinamide 4% versus hydroquinone 4% in the treatment of Melasma. *Dermatology Research and Practice*. 2011;2011:1-5.

5. Matts P, Oblong JE, Bissett DL. A review of the range of effects of niacinamide in human skin. *Int Fed Soc Cosmet Chem Mag* 5.4 (2002): 285-289.
6. Makino ET, Huang PC, Emmerich T, Jiang LI, Mehta RC. Efficacy and tolerability of cosmetic serums enriched with five forms of hyaluronic acid as part of biweekly diamond tip microdermabrasion treatments for facial skin dryness and age-associated features. *Clinical, Cosmetic and Investigational Dermatology*. 2023; Volume 16:1123-34.
7. Kim SK, Karadzija F. *Advances in food and nutrition research*. Volume 65. Henry J, editor. San Diego, CA: Academic Press; 2012. 223-233.
8. Ferrero IMS, Sousa Lobo JM, Almeida IF. Sensitive skin: Active ingredients on the spotlight. *International Journal of Cosmetic Science*. 2021;44(1):56-73.



molien[®]

EMOLLIENT PLUS

Lotion

Skin-Identical Lipids
3:1:1
Ratio

STEP 2

Moisturizing

WHOLE FAMILY

Dry and Atopic- Skin

Ingredients

Ceramide 1 (Ceramide EOP)
Ceramide 3 (Ceramide NP)
Ceramide 6-II (Ceramide AP)
Cholesterol (Plant-Derived)
Free Fatty Acids

Squalane (Plant-Derived)
Shea Butter
Hyaluronic Acid
Linoleic Acid
Phytosphingosine
Niasinamid

Benefits

- Provides barrier repair therapy and strengthens the skin's natural barrier.¹²
- Relieves itching, redness, and sensitivity.³
- Protects the skin against environmental irritants.⁴⁵
- Leaves a smooth and silky skin texture.⁶⁷
- Provides long-term and deep hydration.⁶⁸

Suitable for Hand, Face, and Body.



Lotion
400 ml



Lotion
100 ml



1. Elias PM. Optimizing emollient therapy for skin barrier repair in atopic dermatitis. *Annals of Allergy, Asthma & Immunology*. 2022;128(5):505-11.
2. Elias PM, Wakefield JS, Man MQ. Moisturizers versus current and next-generation barrier repair therapy for the management of atopic dermatitis. *Skin Pharmacology and Physiology*. 2018;32(1):1-7.
3. Chandan N, Rajkumar JR, Shi VY, Luo PA. A new era of moisturizers. *Journal of Cosmetic Dermatology*. 2021;20(8):2425-30.
4. Navarrete-Solis J, Castaneda-Cázares JP, Torres-Alvarez B, Oros-Ovalle C, Fuentes-Ahumada C, González FJ, et al. A double-blind, randomized clinical trial of niacinamide 4% versus hydroquinone 4% in the treatment of Melasma. *Dermatology Research and Practice*. 2011;2011:1-5.

5. Matts P, Oblong JE, Bissett DL. A review of the range of effects of niacinamide in human skin. *Int Fed Soc Cosmet Chem Mag* 5.4 (2002): 285-289.
6. Makino ET, Huang PC, Emmerich T, Jiang LI, Mehta RC. Efficacy and tolerability of cosmetic serums enriched with five forms of hyaluronic acid as part of biweekly diamond tip microdermabrasion treatments for facial skin dryness and age-associated features. *Clinical, Cosmetic and Investigational Dermatology*. 2023; Volume 16:1123-34.
7. Kim SK, Karadeniz F. Advances in food and nutrition research; Volume 65. Henry J, editor. San Diego, CA: Academic Press; 2012. 223-233.
8. Ferrreira IMS, Sousa Lobo JM, Almeida IF. Sensitive skin: Active ingredients on the spotlight. *International Journal of Cosmetic Science*. 2021;44(1):56-73.

molien[®]

EMOLLIENT PLUS

Next Generation *Emollient!*



Dermatologically tested



Hypoallergenic



Non-comedogenic



Suitable for sensitive skin